

Better Health, Brighter Future



Bigfoot, the Loch Ness Monster, and Halogen Bonds: Separating Rumors from Reality in Molecular Design


David Lawson
Takeda California – Computational Sciences

Streamlining Drug Discovery – San Diego, CA
October 23, 2018

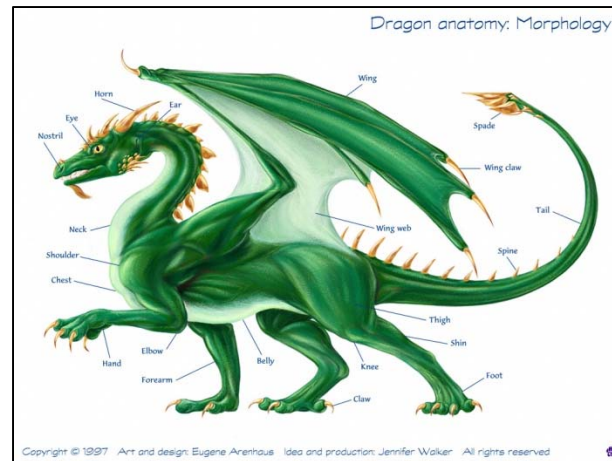
Cryptozoology



- The study of cryptids – “hidden animals”
 - Creatures believed to exist but for which there is no definitive evidence
- People believe because:
 - It’s hard to prove something doesn’t exist
 - There’s lots of anecdotal evidence
 - Believing has a nostalgic/romantic/fun quality



*Medieval
cryptid*



Cryptid Interactions* in Drug Discovery



*Interactions that are *rumored* to exist

Why We Have Cryptid Interactions #1



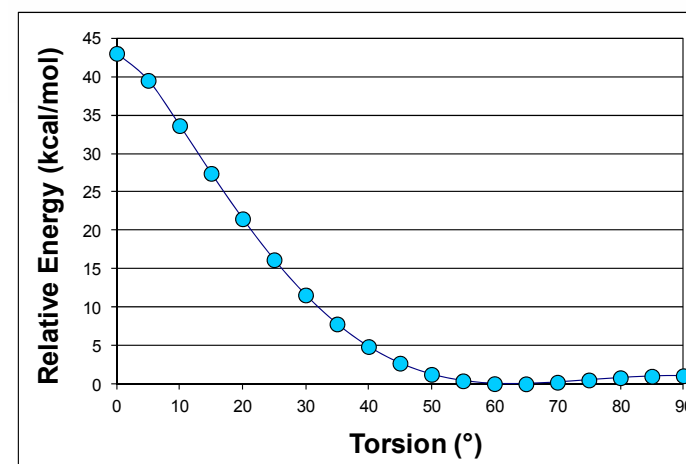
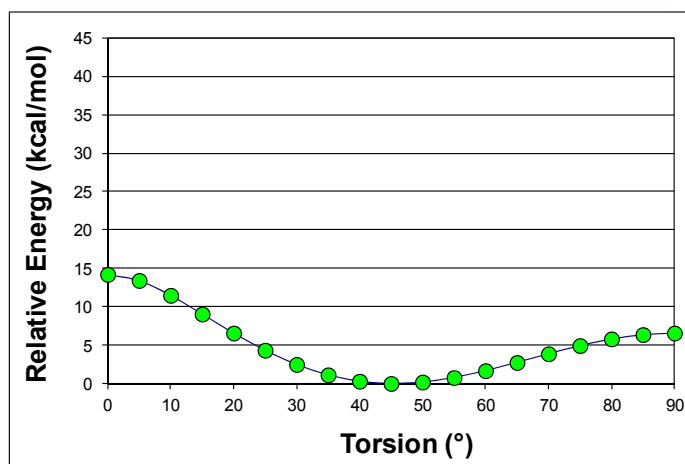
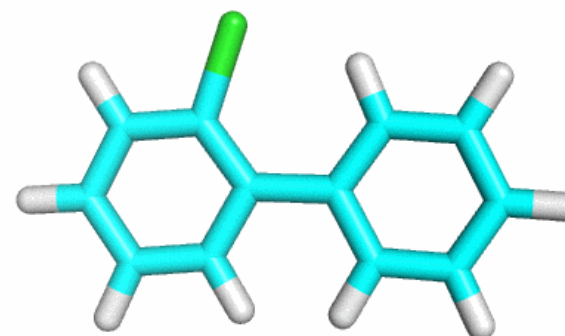
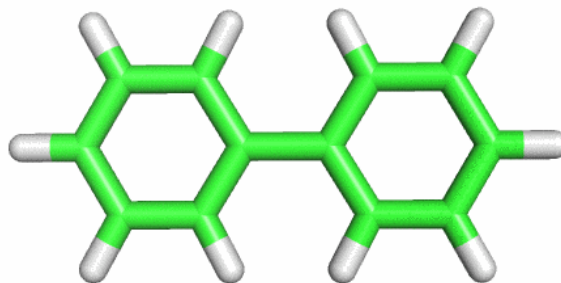
- Just because two atoms are next to each other in a crystal structure doesn't mean they're making a strong, favorable interaction
 - Sometimes the observed interaction is the least worst conformation with favorable interactions compensating for neutral/repulsive interactions
 - Take a close look at protein structures for some great examples
- Sometimes the electron density does not support the published structure (remember, crystal structures are really models)
 - See: Warren et al., *Drug Discov Today*, 2012,17(23-24):1270-8
- Sometimes the advertised interaction is only part of what's going on

Why We Have Cryptid Interactions #2



- The small atomic changes between molecule “pairs” often change multiple characteristics of a compound (electronics, conformation, etc.) Researchers often focus only on one effect of the change and ignore the others.

- Example:



Why We Have Cryptid Interactions #3



- Drug discovery runs on the experience of project team members:



“We should attach a (functional group) at that position because it increased potency 25-fold against (protein name) when I was on that project a couple of years ago.”

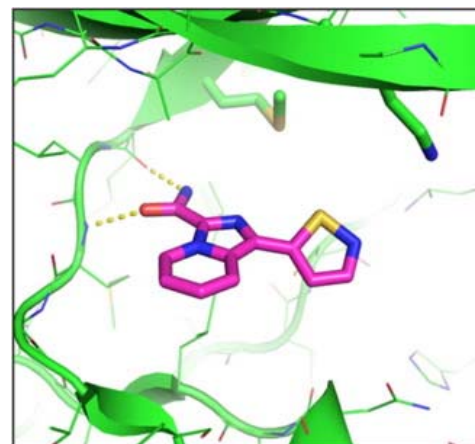
- This is a great source of anecdotal evidence

Why We Have Cryptid Interactions #4



- The importance of particular molecular interactions are often overstated in the literature:

“The [30x] boost in potency [going from a pyridine to an isothiazole] could also result from a potential **sulfur-sulfur** interaction between Methionine-129 and the sulfur atom of the isothiazole ring.”



Fragment-based drug discovery of potent and selective MKK3/6 inhibitors *BMCL*, 2016, 26(3): 1086-9

Mark Adams^a, Toshitake Kobayashi^c, **J. David Lawson^b**, Morihisa Saitoh^e, Kenichiro Shimokawa^e, Simone V. Bigi^a, Mark S. Hixon^c, Christopher R. Smith^a, Takayuki Tatamiya^e, Masayuki Goto^e, Joseph Russo^d, Charles E. Grimshaw^b, Steven Swann^{a,*}

^aMedicinal Chemistry, Takeda California Inc., 10410 Science Center Drive, San Diego, CA 92121, United States

^bComputational Sciences and Crystallography, Takeda California Inc., 10410 Science Center Drive, San Diego, CA 92121, United States

^cGlobal DMPK, Takeda California Inc., 10410 Science Center Drive, San Diego, CA 92121, United States

^dCNS & Novel Target ID, Takeda California Inc., 10410 Science Center Drive, San Diego, CA 92121, United States

^ePharmaceutical Research Division, Takeda Pharmaceutical Company Ltd, 26-1, Muraoka-higashi 2-chome, Fujisawa, Kanagawa 251-8555, Japan

Favorable Enthalpic Effects

- H-bonding
- Ionic interactions
- Other polar interactions
- van der Waals

**HERE BE
MONSTERS!**

Favorable Entropic Effects

- Hydrophobic “interactions”
i.e. waters from pocket to solvent

$$\Delta G_{\text{bind}} = \Delta H - T\Delta S = -RT \ln K_d$$

Unfavorable Enthalpic Effects

- Desolvation of polar groups*
- Conformational strain*
- Steric clashes
- Electrostatic repulsion

Unfavorable Entropic Effects

- Loss of conformational freedom*

*Occurs in both ligand and protein

Weak Polar Interactions in Drug Design



- Well documented/understood interactions:
 - Aryl CH pseudo H-bonds
 - Aryl ring – aryl ring interactions
 - Cation- π interactions



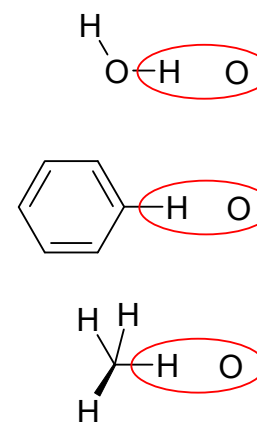
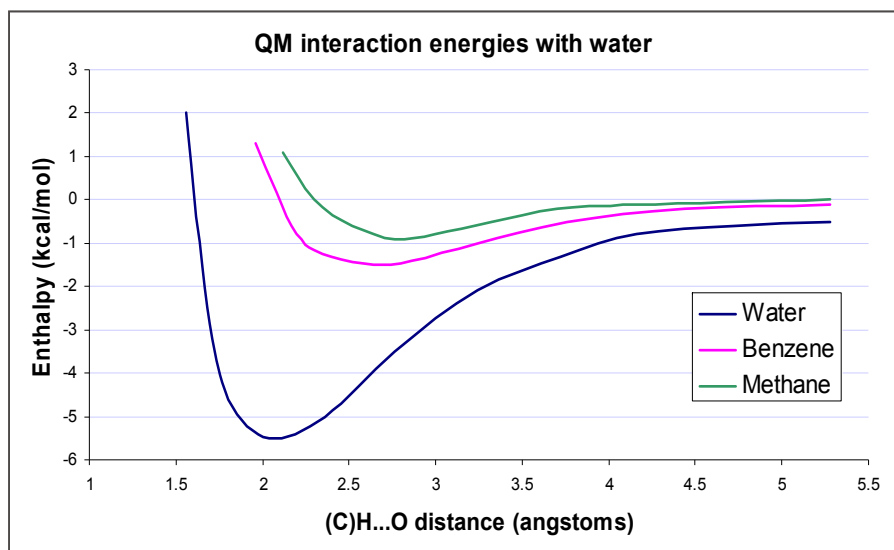
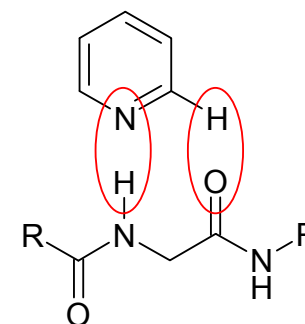
- Cryptid interactions?
 - Halogen bonds
 - Dunitz interactions
 - Sulfur-sulfur interactions
 - Sulfur as H-bond donor/acceptor
 - S-O:/S-N: interactions



Aryl CH Pseudo H-bonds



- Technically, not true hydrogen bonds: the proton is not exchangeable
 - The hydrogen is not shared between the 2 heavy atoms
- Distance-dependent, but less directional than true hydrogen bonds
- The distance between heavy atoms is larger and the penalty for close approach is harsher for C-H...O bonds relative to D-H...O bonds
 - D-H hydrogens are 'softer' than C-H (more polarizable)
- Not strong/directional enough to orient a group alone but will contribute to attraction if other groups drive orientation

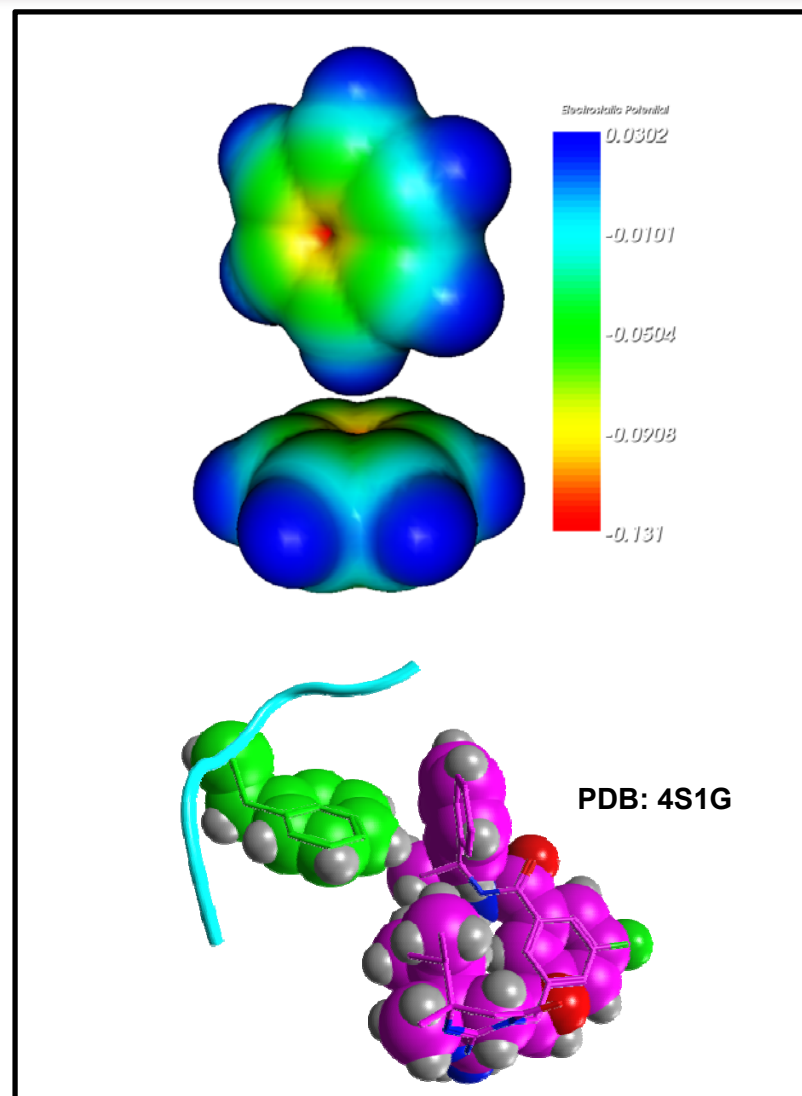
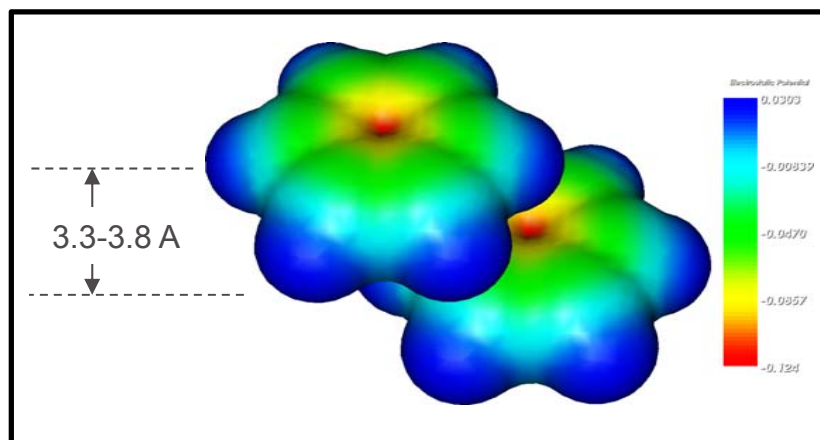


Bemis et al., *Proteins*,
2002, 49(4): 567-76

Aryl Ring – Aryl Ring Interactions



- Ring-Ring interactions are mainly driven by VdW interactions and entropic solvent displacement
- Keesom VdW, stronger than typical London dispersion
- Two main types of aryl ring – aryl ring interactions:
 - Edge-to-face interactions
 - Face-to-face interactions

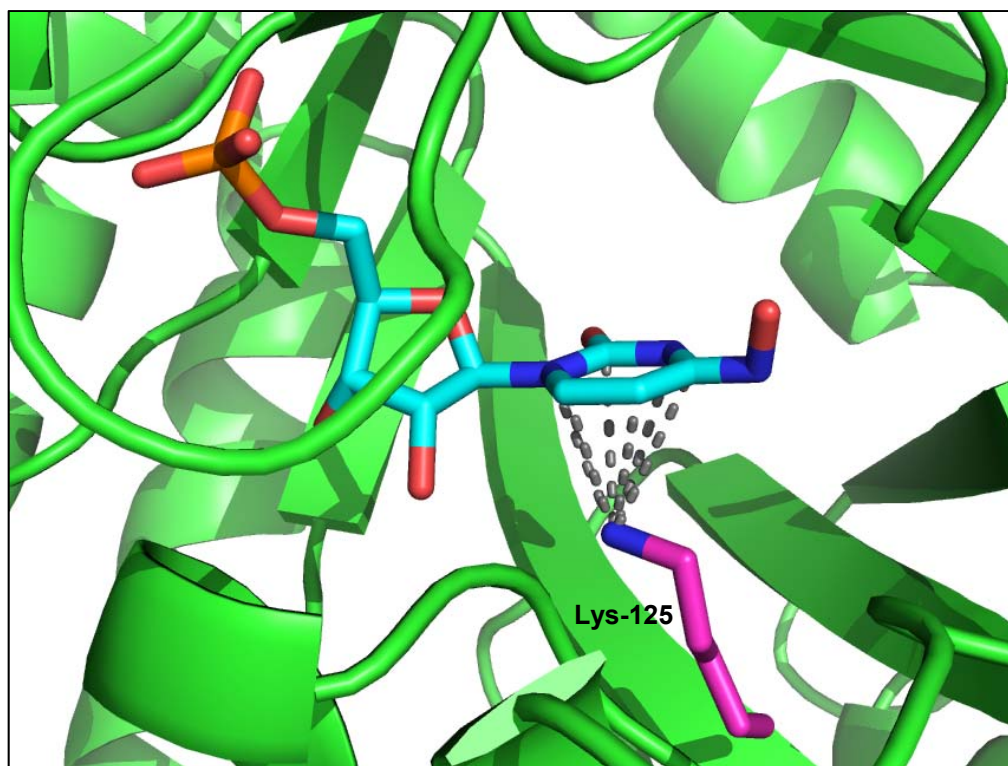
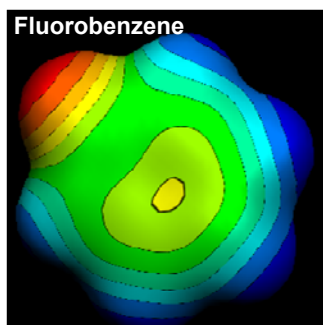
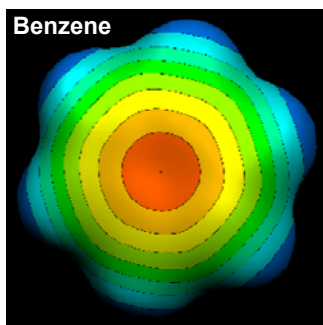


Cation- π Interactions



- Cation can be on protein (Lys, Arg, terminus) or ligand
- Often seen as part of protein structures (e.g. Arg/Trp interactions)

Aromatic ring electrostatics can be modulated:



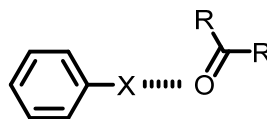
PDB: 4HIB

Warning: Entering Uncharted Territory...

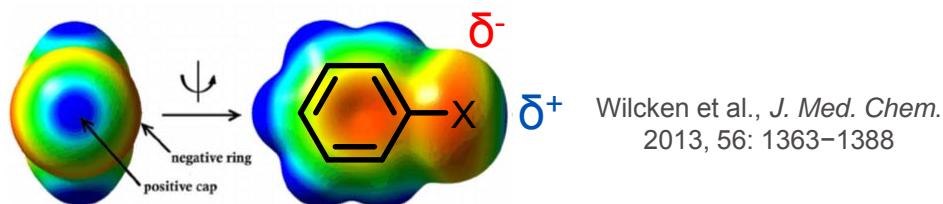


The Elusive Halogen Bond

- Halogen bonds are **not** hydrogen bonds



- Halogen polarization is very anisotropic



	Hydrogen Bonds	Halogen Bonds
Dipole-dipole interaction	Yes	Yes
Geometric dependency	Yes	Yes
“Shared” atom	Yes	No
Relative strength	Much stronger	Much weaker

- The p_z -orbital participates in formation of the covalent σ -bond, leaving the orbital depopulated – this partially exposes the positive nuclear charge opposite the bond (the σ -hole)
- The σ -hole electron deficiency is compensated by an electron rich belt around the halogen
- Strength increases with the size of the halogen (because the electrons are more polarizable): Cl < Br < I (not fluorines)

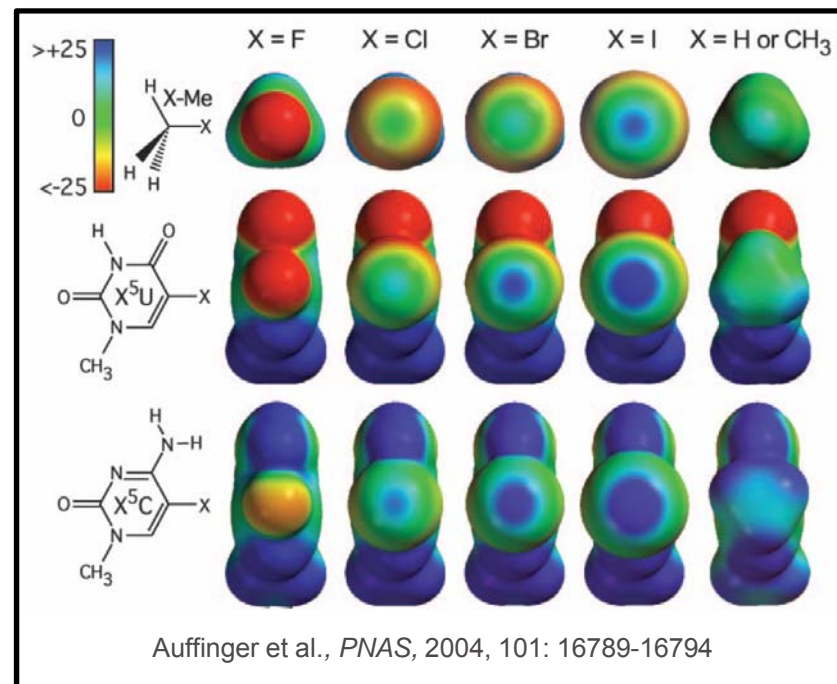
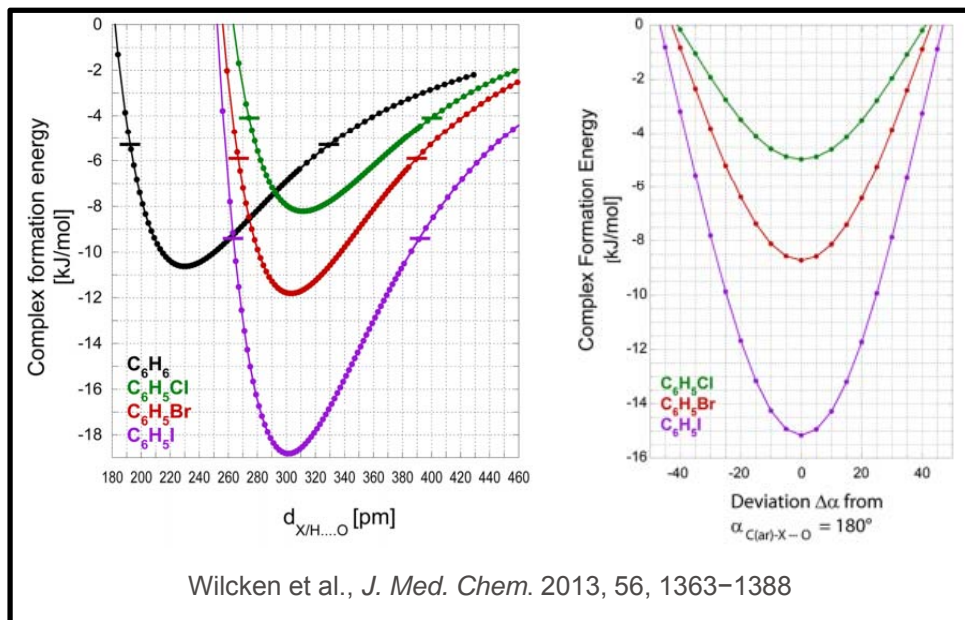
Charge surface from: Yang et al., *J. Mol. Model* 2015, 21: 138

Halogen Bonds in Molecular Design

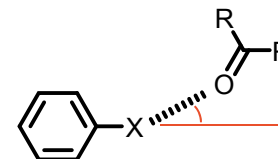


σ -hole strength can be modulated

(Note: F is always electronegative)



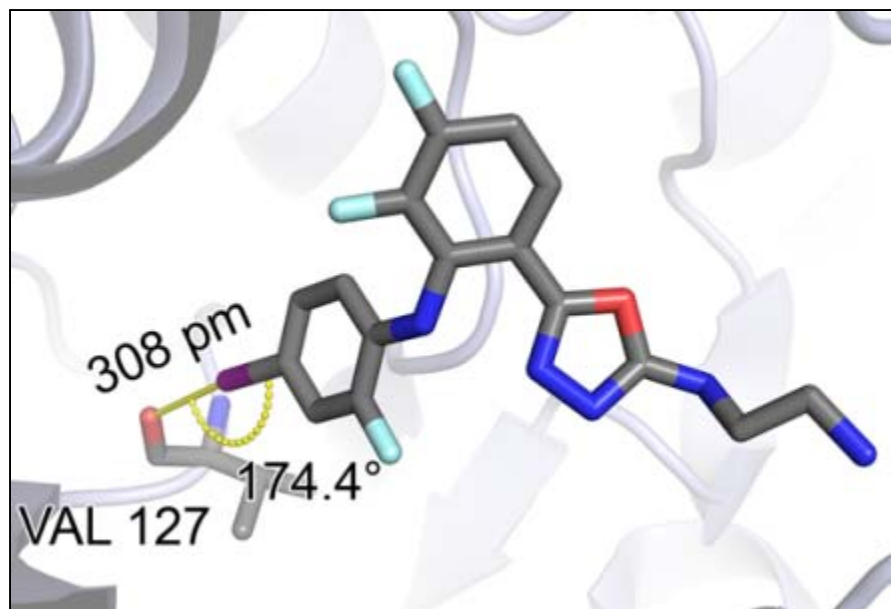
Halogen bonds have a stringent geometric requirement



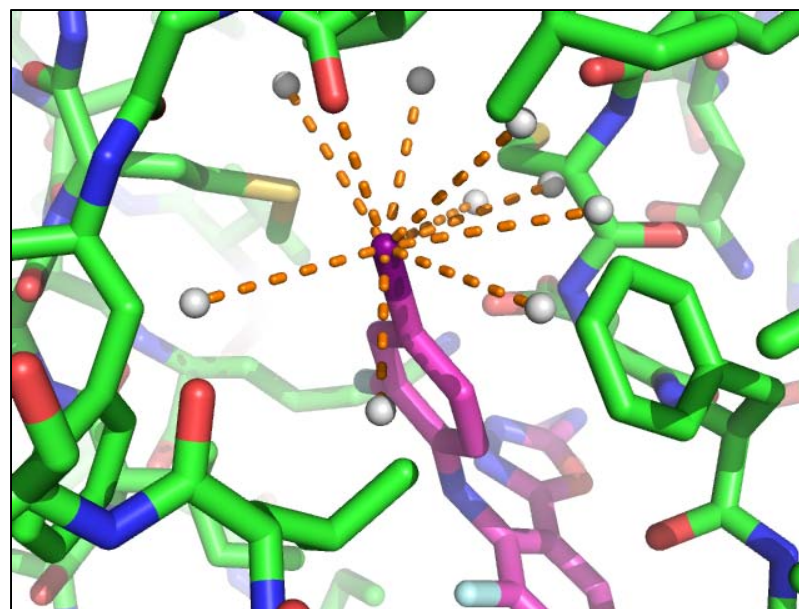
The σ -Hole isn't Everything



- In addition to the X...O interaction, the permanent dipole of the electro-negative halogen “waist” interacts with induced electropositive dipoles of surrounding hydrogens:
 - Debye Forces (between permanent/induced dipoles) are stronger than London Dispersion Forces (between induced/induced dipoles)



MEK1 crystal structure 3EQB as shown in Wilcken et al., *J. Med. Chem.* 2013, 56, 1363–1388



A closer look reveals that >90% of the iodine surface interacts with the surrounding hydrogen atoms

Hydrogen/Halogen vs. Oxygen/Halogen Interactions

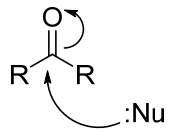


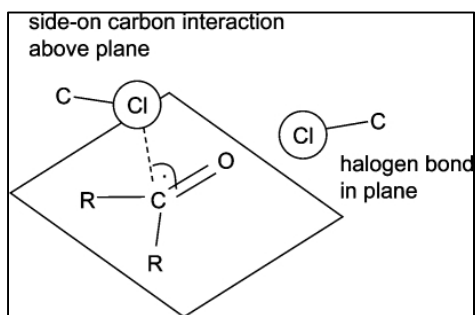
- 10,924 liganded structures from PDB (curated ligands)
 - Protonate the structures using GBSA
 - Minimize the protons

Halogen	#	Atoms: 4.5Å	Hydrogens (% of atoms)	Oxygens (% of atoms)	C--X—O $\geq 170^\circ$ (% of O found)	Nitrogens (% of atoms)	Carbons (% of atoms)
I	103	2,297	1,319 (57%)	160 (7.0%)	20 (12.5%)	131 (5.7%)	669 (29%)
Br	284	6,280	3,692 (59%)	314 (5.0%)	7 (2.2%)	305 (4.9%)	1,927 (31%)
Cl	1,472	25,678	14,155 (55%)	1,741 (6.8%)	34 (2.0%)	1,258 (4.9%)	8,319 (32%)
F	1,074	43,514	25,058 (57%)	2,817 (6.4%)	28 (1.0%)	2,265 (5.1%)	13,617 (31%)

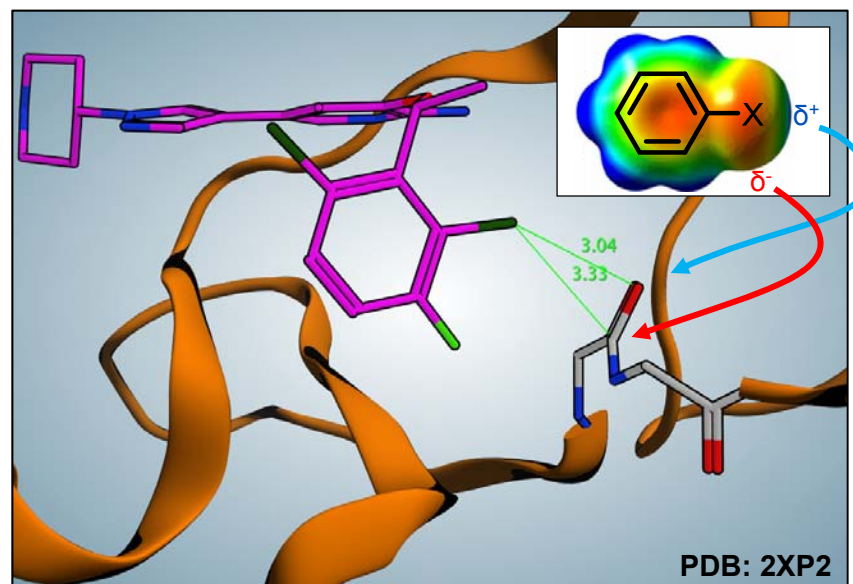
- Bigger halogens → more surface to interact with hydrogens
→ more solvent displacement

Dunitz Interactions

- The carbon atom in a carbonyl is slightly electropositive 
- Interactions with the carbonyl carbon are known as Bürgi-Dunitz interactions or (usually) Dunitz interactions
 - The partner is weakly electronegative and has the correct sterics to approach the carbonyl (F and Cl are the usual suspects – sulfurs work too)
 - These are relatively weak dipole/dipole interactions
- Interaction with a chlorine can form a multipole interaction:



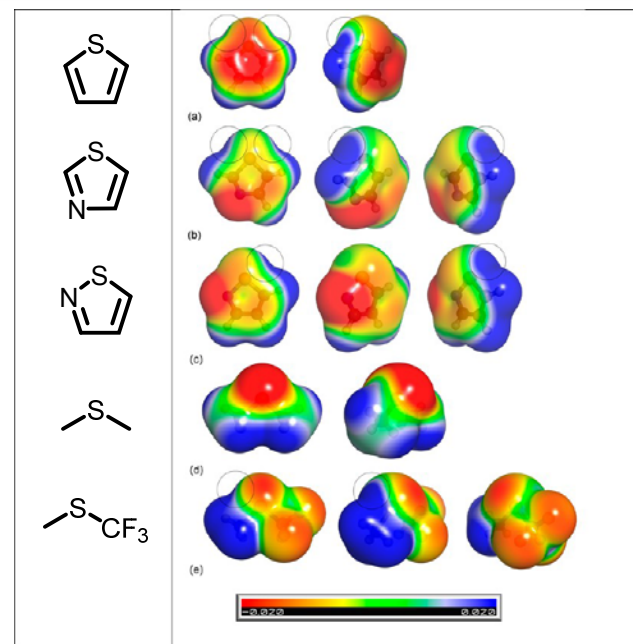
Bissantz et al., *J Med Chem.* 2010
Jul 22; 53(14): 5061–5084.



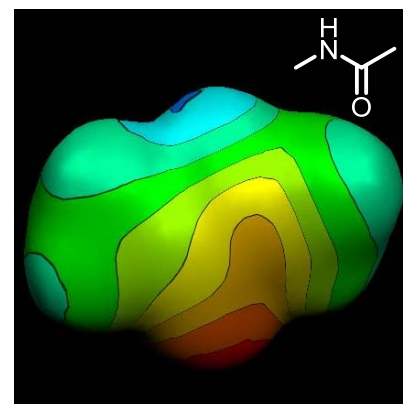
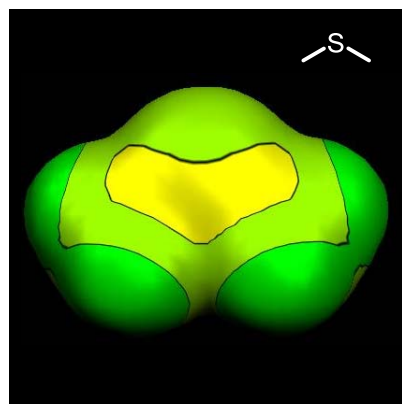
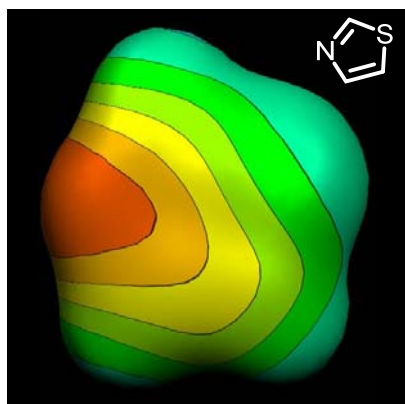
Sulfur-Sulfur Interactions



- Usually occur between an aromatic sulfur in the ligand and a Met or Cys residue in the protein
 - Thiols and alkyl thioethers not usually used for medchem
 - Thiones and diaryl thioethers are uncommon
 - The sulfur of sulfones and sulfonamides is not accessible.
- Sulfurs are mostly big and lipophilic
 - Methionine sulfurs are slightly δ^-
 - Aromatic sulfurs are slightly δ^+ and have a σ -hole like halogens
 - Diffuse electrons \rightarrow polarizable and malleable shape
- Like when adding halogens, more that one thing changes when a sulfur is introduced (conformation, electronics, etc.)



Beno et al., J. Med. Chem.
2015, 58: 4383–4438



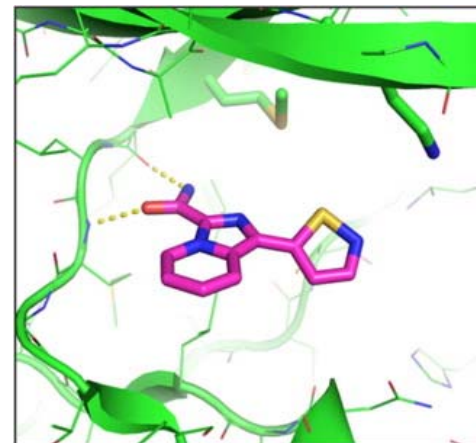
Replotted with
electrostatic
scale normalized
to amide

Sulfur-Sulfur Interactions



- From the MKK3/6 example shown earlier:

“In this model, the isothiazole is within an acceptable distance for a favorable interaction with Lysine-82. Additionally, the sulfur likely maintains the planarity of the system, as well as the preferred conformation of the ring. The boost in potency could also result from a potential **sulfur-sulfur** interaction between Methionine-129 and the sulfur atom of the isothiazole ring.”



- Changing 4-pyridine to isothiazole yields a 30x potency boost
- S...S interaction is plausible:
 - The sigma hole of aryl sulfur is roughly oriented towards Met sulfur
 - The distance is reasonable within error (this is a model, not a crystal structure)
- There are several other factors that are contributing to the potency increase
 - Higher quality H-bond to the Lys (electronics and geometry)
 - Less ligand strain

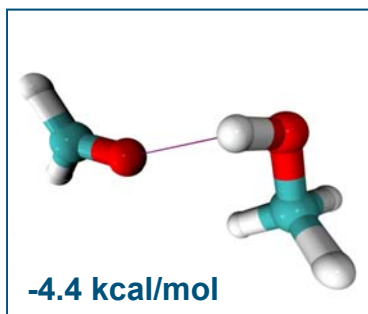
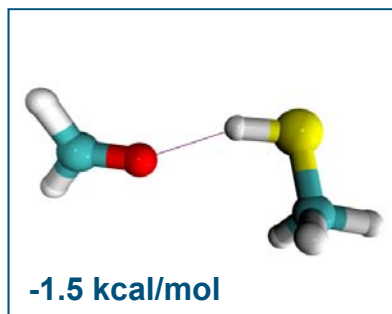
Adams et al., *BMCL*, 2016, 26(3): 1086-9

Sulfurs and H-Bonds

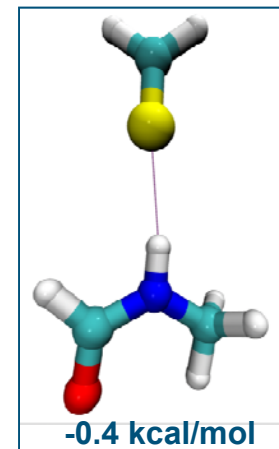
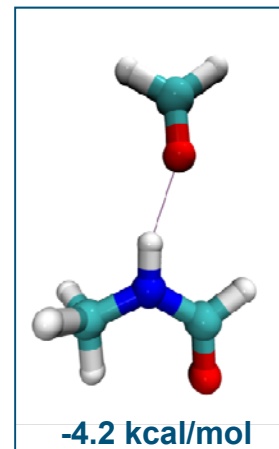
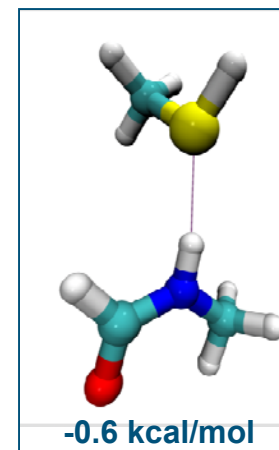
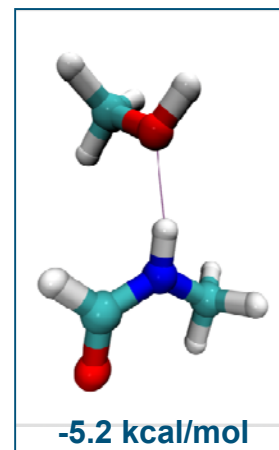


- Sulfurs are not great H-bond donors (cysteine donating to ligand)
 - About $\sim 1/3^{\text{rd}}$ the strength of normal H-bonds
- Sulfurs are poor H-bond acceptors
 - Probably won't make up the desolvation penalty
 - Watch out for the σ -hole!

Sulfur as Donor



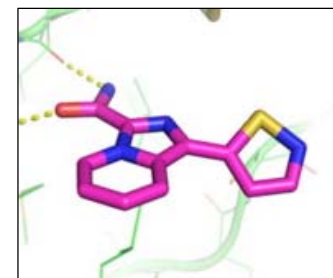
Sulfur as Acceptor



Sulfur-Oxygen & Sulfur-Nitrogen Interactions



- S...O: and S...N: interactions appear to be important for intramolecular interactions
 - Lower energies involved in influencing a few dihedrals
 - Scaffolding enables easy access to favorable geometries
- No overwhelming evidence for impactful intermolecular interactions
 - Higher energy needed to be relevant for protein-ligand interactions
 - Beno et al., J. Med. Chem. 2015, 58: 4383–4438
- “Theoretical and crystallographic data investigations of noncovalent S...O interactions”
(Junming et al., *Structural Chemistry*, 2011, 22(4): 757-63)
 - 50,000 X-ray crystal structures w/ Met and 3.0 Å or better resolution
 - ~14% of structures contained ≥ 1 Met-S...O=C contacts meeting geometry/distance cutoff
 - Total of 12,830 contacts (0.25/structure average)
 - Caveat: only about half of them are making putative σ -hole interactions
 - Control: 10,812 human X-ray crystal structures w/ Met and 2.2 Å or better resolution
 - ~95% of structures contained ≥ 1 Met-NH...O=C hydrogen bonds
 - Total of 98,653 contacts (9.1/structure average)



The Cryptid Scorecard



- Well documented/understood interactions:

- Aryl CH pseudo H-bonds
- Aryl ring – aryl ring interactions
- Cation- π interactions



- Cryptid interactions?

- Halogen bonds
- Dunitz interactions
- Sulfur-sulfur interactions
- Sulfur as H-bond donor
- Sulfur as H-bond acceptor
- S-O:/S-N: interactions

Intramolecular interactions okay




EL CHUPACABRA

- Most (but not all) of these “cryptid” interactions are real, favorable intermolecular interactions
 - Individual atoms are polarized – different faces have different electrostatics
 - All of these interactions have many subtleties that impact their effect on potency
- These interactions by themselves won’t bring you huge gains in potency
 - None of these interactions are as strong as H-bonds
 - Sometimes large potency gains are observed due to the direct enthalpic interaction **plus** other effects (e.g. entropic effects, electronic changes, conformational preference changes)
- **Focus molecular design on shape complementarity, H-bonds, and low strain**
 - A single hydrogen bond can offset the entropy loss from ligand ordering and will orient a molecule due to the angles, properties, and strength of the bond
- **These interactions are most beneficial once a ligand has already been ordered, as entropy has been already paid**
 - Considerer them as secondary interactions once the majority of the ligand ordering entropy has been paid

The Bottom Line



Just because something isn't a cryptid doesn't mean it's not cool



Thanks!



Andy Jennings



Tony Ivetac



Steve Wilkens